



**Aspire**  
INTERLOCKING  
PAVER SYSTEM

INTERLOCKING COMPOSITE  
**PERMEABLE PAVER  
SYSTEM SOLUTIONS**

The Sustainable Permeable Solution with the Patented Grid System



# Urban Development and Infrastructure Challenges? Aspire Has a Solution!

Urban development often involves impervious surfaces like roads, parking lots, and buildings, which prevent natural infiltration of water into the ground. This alteration of natural hydrology can lead to changes in groundwater recharge, stream flow patterns, and overall water availability.

The Aspire Permeable Paver System is perfect for urban development and infrastructure projects as it is designed to allow water to infiltrate through the surface and into the ground below. This offers numerous environmental and functional benefits compared to traditional impervious surfaces like asphalt or concrete.

- **Stormwater Management:** Permeable pavers reduce stormwater runoff by allowing rainwater to infiltrate into the ground, which helps to recharge groundwater and prevent flooding.
- **Water Quality Improvement:** As water infiltrates through the pavers and the underlying layers, contaminants and pollutants are filtered out, leading to improved water quality in nearby water bodies.
- **Erosion Control:** These pavers help to reduce soil erosion by allowing water to infiltrate rather than flow over the surface, which can help protect natural ecosystems and prevent sedimentation in waterways.
- **Heat Island Mitigation:** Permeable surfaces absorb less heat than traditional asphalt or concrete surfaces, helping to mitigate the urban heat island effect and create cooler microclimates.
- **Faster & Less Labor** – The lightweight nature of Aspire Pavers makes them easier to handle and the Patented Installation Grid takes all the guesswork and alignment time out of the install process. Installation can save up to three times the labor of a traditional paver system.
- **Interlocking Method** – The Grids are simple placed side-by-side the system “interlocks” by pavers straddling from one grid to another locking everything together.
- **Resists Cracking, Scratches, and Stains** – Aspire Pavers are more durable and are practically impossible to break or chip. They are scratch resistant and are non-porous, therefore resistant to staining.
- **Sustainable** – We manufacture our pavers with up to 95% post-consumer recycled content. They also require less energy to manufacture than traditional concrete and generate 95% less CO<sub>2</sub> during the manufacturing process. Lastly, Aspire Pavers can be recycled into future products making them a more sustainable, cradle to cradle product.

The Aspire Paver system is unique compared to other traditional paver systems.



## Permeable Paver Products


**Note:** Images not to scale



**4"x8" Permeable Paver with Grid**  
Each grid is 16"x16"  
and covers 1.78 sq. ft.



**Standard Soldier Full Paver**  
Box of 36; 12 linear feet




**Standard Soldier Wedge Paver**  
Box of 36; 12 linear feet




**Installation Grid Only**  
No pavers; 16"x16"

## Patterns & Designs


The patented grid system not only takes less time to install than traditional concrete pavers, it makes creating patterns and designs easier than ever. Choose from thirteen colors, four paver sizes, and a variety of patterns for a form and function that best suits your project.



Basketweave



Herringbone



Running Bond

## Permeable Base Material

The Aspire Permeable Paver System is installed over a permeable base system that can vary based on location, climate and municipality. It is recommended that a civil engineer, landscape professional, or local municipality design the appropriate permeable base.

A permeable base is typically comprised of multiple layers of different sized fractured-face stones. The base material should be an open-graded aggregate, free from sands and other small particles.


Excavation should include the total height of the base plus the height of the Aspire Permeable Paver system less ¼" to allow for the Aspire system to be compacted. The subbase should slope away from any building structure and the typical slope is approximately 1 inch over 6 feet.

The base material is installed in layers with the larger aggregate at the bottom and the smaller aggregate at the top. The aggregate needs to be compacted every 2" and be checked for level. Once the base is complete you are ready for the Aspire Permeable Paver installation.



## Aspire Permeable Paver System

Once the Base is complete and level, the Aspire Grids and Pavers can be installed. Once install a 3/8" Chip Rock or #8 stone swept into the voids between pavers and then compacted. Follow the detailed Installation Guidelines & Instructions found on [aspirepaver.com](http://aspirepaver.com) under the Resources section.



- 1** Aspire Pavers
- 2** Aspire Grid
- 3** Bedding
- 4** Base
- 5** Sub Base
- 6** Drain
- 7** Geo Fabric
- 8** Soil



**Aspire**  
INTERLOCKING  
PAVER SYSTEM

**Aspire by Brava**  
915 E. Tyler Street,  
Washington, IA 52353  
©2023 Brava Roof Tile 8/23

For more information  
please visit  
[aspirepavers.com](http://aspirepavers.com) or  
call 844-290-4196